

Say Hello to TiVo

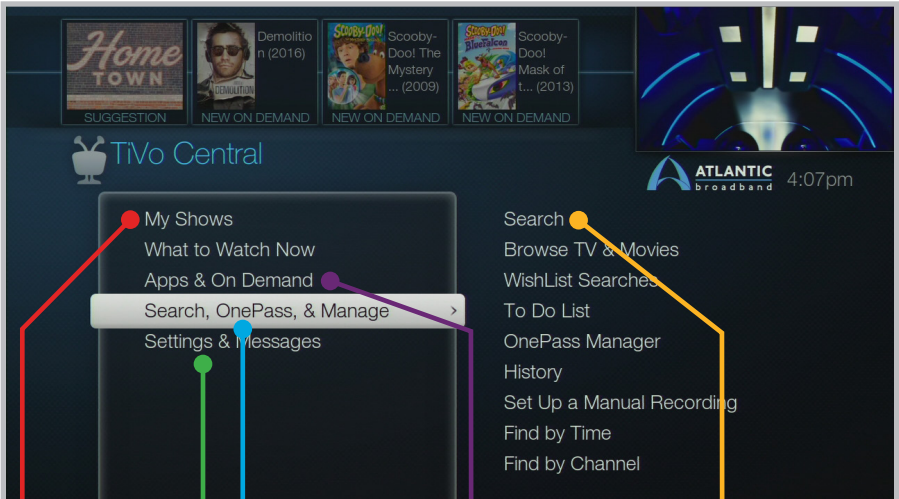
Only Atlantic Broadband's TiVo service gets to know you to anticipate what you like and ensures there's always something you want to watch, just a click away.

On your TV, tablet, smartphone or laptop—and whether you're around the house or traveling the world—TiVo keeps the programs you love at your side. Our TiVo service gives you all this and more:

- Recommendations and shortcuts for what to watch right now that put an end to "there's nothing on!"
- Stream Live TV or recorded shows to your tablet or smartphone for the ultimate freedom.
- Record up to 6 shows at once and store up to 1,000 hours.
- Watch Live TV, On Demand movies and shows as well as Netflix, in one super easy-to-use service.

Meet TiVo Central Your New Launchpad for Better Entertainment

To get to TiVo Central, simply press  on your remote.



My Shows
Your new TiVo inbox. See what's new every day!



Record Programs
Manage your recordings and OnePass®.

Video On Demand
Library of TV shows, movies, and more, available whenever you want.


Search
To quickly find whatever programming you are in the mood for.

Settings
Manage your settings.


How to record *(not available on TiVo preview)*

- To record a show at anytime while watching a program, simply press  on your remote and the show will begin to record.
- To set up a recording click on , select **Search, OnePass & Manage**.
- Select **Set up a manual recording** and when prompted select the frequency, channel, date & time of the program you would like to record.


How to access recorded shows

- To see recorded shows press  and select **My Shows**.
- On the next screen you will be able to see the shows you have recorded and even access recently deleted shows in the folder at the bottom of the main list of all recordings.


How to search

- Press , then scroll to **Search, OnePass & Manage** and select.
- On the next screen there will be a **Search** option on the screen for you to select.
- Once you are on the search screen you will be able to search for TV shows, movies, actors, directors or channels.

How to access video on demand

- Press , then scroll to **Apps & On Demand** and select.
- On the next screen select the **Atlantic BB On Demand** option.
- Under your collection, you will be able to access any movies or shows you may have rented along with all other On Demand programs by category.

How to manage your settings

- To access your settings, press  and select the **Settings & Messages** option at the bottom of the main list.
- Once selected, you will be able to access all settings (i.e **Channels, Parental & Purchase Controls, User Preferences**, etc.).

Using the Atlantic Broadband App

With our free Atlantic Broadband App, you have the freedom to:

- Stream live or recorded shows in your home
- Download most recorded shows and take them to go*
- Use it on your phone as a remote control
- Schedule recordings
- Watch recorded shows
- Start playback on your TV



Getting Started

You will need your Atlantic Broadband email address and password to log in. If you don't have an email or have forgotten your password, please contact Atlantic Broadband Customer Care at **888-536-9600**.

Downloading the App

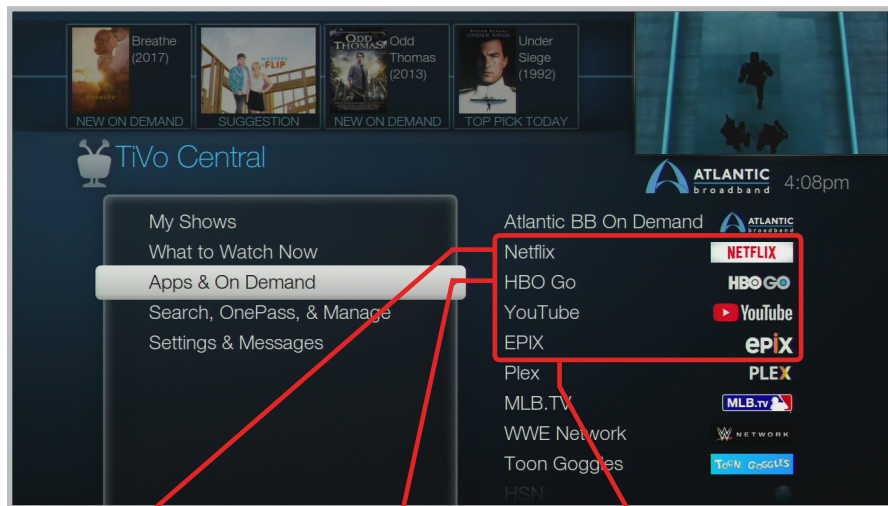
To download our App, search for Atlantic Broadband.



*To stream or download shows from your DVR, your device must be connected to your home Wi-Fi network.

Access your favorite Apps right on your TV

Press  and get access to Apps like Netflix and YouTube.



NETFLIX

Watch thousands of TV shows and movies, award-winning Netflix originals and a special section just for kids right on your TV set. Customers must have a streaming Netflix membership in order to enjoy this service.

HBO GO

With HBO GO content integrated into TiVo Search and TiVo's OnePass® selections, you can access an even more comprehensive catalog faster than ever.


Get instant access to every episode, every season of the best classic and current series, entertaining movies, family favorites and so much more. Watch the big premieres the moment they air.

ePIX


With the EPIX app you will have streaming access to EPIX original series and documentaries along with more than 2,000 Hollywood movie titles, music, comedy events and more all available on-demand!

Get the most out of your new TiVo service:



Make frequent use of the TiVo button at the top of your remote

- When you pick up your remote, the first button you should press is .
- It takes you to TiVo Central, your TV's new homepage.
- From here, a world of instant entertainment is at your fingertips.




TiVo OnePass® is a smarter way to enjoy it all

- TiVo OnePass tracks down episodes of shows you want to watch and saves them for whenever you're ready.
- If it's not available on TV, TiVo fills in the gaps with episodes from your On Demand library and Netflix. Then OnePass organizes it all into a customizable playlist for your viewing pleasure.
- When you're ready to watch, TiVo has it all cued up for you. To create a OnePass, find the show you want, press  and choose the OnePass option.

Train your TiVo

Teach TiVo what shows you love and what shows you don't. Your TiVo will listen and learn—and make even better recommendations. Simply press  or  up to 3 times to say how much you really love or dislike a show.

Skip the ads or catch that replay

- Press  to instantly jump forward 30 seconds and bypass ads. Press and hold  and you catch up to Live TV.
- Miss that great sports play or punch line of a funny joke? Press  to jump back 8 seconds.

Enjoy TiVo in every room

A TiVo Mini can connect to your main DVR through your home's cable wiring and bring the power of TiVo to every TV in your home. A Mini lets you do everything the main DVR can do—even pause live TV—on up to 6 TVs in your home.



Your TiVo Remote Control

Start here! Press once to get to **TiVo Central**, the main menu for all TiVo features & settings.

Arrows navigate through TiVo menus and program guide. Press **Select** to choose an option.

Thumbs Up/Thumbs Down rate shows for TiVo Suggestions.

Replay repeats the last 8 seconds of the show. Press and hold to jump to the beginning of a show.

On Demand takes you to the main screen for On Demand options.

Buttons B & C come in handy when sorting and filtering your OnePass folder. With **B** you can sort by season, date or newest to oldest. With **C** you can cycle through different views of the episodes with your OnePass.

Live TV takes you to Live TV.

Guide takes you to the program guide.

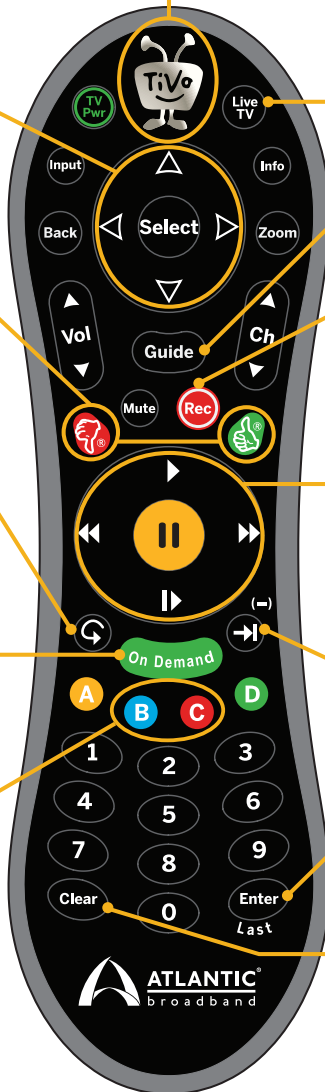
Press **Record** to start or stop recording the show you're watching.

On Demand & DVR Controls: You can Play, Fast Forward, Slow, Rewind and Pause.

Advance moves forward in 30 second increments; press and hold to jump to the end of the show.

Enter/Last returns you to the last channel tuned to in Live TV.

Clear lets you quickly delete shows.



Your remote may vary slightly from the one pictured here, but the basic functions should remain the same. Some features may not be available in all areas.